

19 MAY 2023

NEWSLETTER

St John's Girls' School

Te Kura Kōtiro ō Hato Hoani



Greetings from the Principal

Bula vinaka, Konichiwa, Ata marie



I'm struggling to understand how two weeks have passed since our last school newsletter. They do say that time flies when you're having fun! We've all been so incredibly busy at school that the days just seem to disappear.

I'm hearing so many wonderful things from the teachers about the girls and their achievements in class, whether they be big or small. Acts of kindness, trying new things, achieving goals; they all matter and we love to celebrate them.

Last week we welcomed three old girls back to school; Indya Hillman, Cate Reynolds and Grace Watson, all of whom are in Year 13. Each of them took the opportunity to speak in assembly about what St John's did for them as students, and as people. They told the school about the opportunities they had, how well-prepared they were for the high school expectations and about the feedback they received as a St John's girl in relation to their manners, confidence and sense of self. The school was captivated by these older girls, some of whom had led our current seniors when they were just little girls. The positive effect it had on the staff in hearing these messages was pretty special too.

Swimming Sports

What an incredible morning we had at the pool yesterday! There was a buzz in the air as sheer grit and determination saw many of our senior girls competing. What was particularly encouraging was seeing several girls take the risk and give it a go, even though they were nervous. In my eyes they achieved as much as our place-getters. Thank you to the parents who cheered the swimmers along, and a big ka pai (well done) to Mrs Dennis on organising her first swimming sports. It was seamless.

Speech Exams

The speech exams are now less than five weeks away. We know how quickly the days disappear on us so it is really important that work goes in at school practicing the various exam components. It is near impossible to achieve a high exam mark through only working on the exam at home. Let's all work together to ensure that the girls perform to the best of their abilities on the exam day in Week 9.

Cross Country

We look forward to seeing many of you rugged up along the course or at the finish line on Tuesday afternoon. The races begin at 1.30pm from the various starting spots and all finish on the Kelvin Street track near the Avenal Street intersection. Thank you to those people who have already offered to marshall along the route. If you are able to help, please email Mrs Dennis.

Pink Ribbon Day - Mufti

We decided to bring the Mufti Day forward as a discussion led to us wanting to support the Pink Ribbon Day next week. Like the girls, the staff will also dress up and donate to a special morning tea that we pay to attend, a bit like the Pink Ribbon breakfasts that are held in the community. For a little school we always do a great job of supporting charities. In advance, thank you.

Absences and Appointments

A timely reminder to always inform the **office** if your daughter is going to be late, or absent. We do need a reason please as this information is reported to the Ministry.

Please telephone, email or Skool Loop **prior to 8.30am**.

We need to know where your daughter is, so we can ensure nothing happened to her on the way to school.

If she is going to be collected for an appointment, please let the office know in advance. We require you to come to the office to collect her.

Parents' Association

I wanted to publicly acknowledge the work that our Parents' Association do. Their fundraisers require many hours of work, as do the suppers, morning teas and school events that this group of dedicated mums put together. Led by Jen Gordon, they are unsung heroes. Thank you from us all!

Cultural Stripe

This week we introduced a new stripe to accompany the work and sports stripes. Year 7 and 8 girls are able to earn a 'lilac stripe' at the end of each year by putting in maximum effort in all areas of cultural activity including speech, visual art, languages, dance and music, as well as:

- Actively participating in and completing the commitment to choir or kapa haka
- Competing admirably in both the Christian Education Speech Competition and Invercargill Schools Speech Competition

We really look forward to seeing the girls wearing the new stripe next year!

Have a wonderful weekend ahead. I have family birthday celebrations for the next two weekends, as well as my parents' 50th wedding anniversary. It will be a special time!

God bless


Nathan Hughes
Tumuaki - Principal

Whakatauki - Māori Proverb

Tē tōia, tē haumatia

Nothing can be achieved without a plan, workforce and a way of doing things





NEWSLETTER

St John's Girls' School

Te Kura Kōtiro ō Hato Hoani

Coming Events

TERM 2

May

- **22nd** Attitude Presentation
- **23rd** School Cross Country [1.30 pm]
- **25th** Playhouse Theatre Performance
- **31st** Mufti Day [Pink Ribbon]
BoP Meeting [5.30 pm]

June

- **5th** King's Birthday [School closed]
- **9th** PA sausage sizzle
- **13th** Choir visit to South Alive
- **16th** Southland Cross Country
- **19th** Speech Exam - Yr 7 [Rm 6]
- **20th** Speech Exam - Yr 8 [Rm 5]
- **21st** Speech Exam - Yr 5 [Rm 4]
Sing Out Rehearsal [Donovan School]
- **22nd** Speech Exam - Yr 6 [Rm 7]
BoT Meeting [5.30 pm]
- **23rd** Speech Exam - Yrs 3 and 4
Reports Out

June

- **27th-30th** Life Education Bus
- **28th** Interviews [School to close at 2.00 pm]
- **29th** Interviews [School to close at 3.00 pm]
- **30th** Last day of term
Stripes / Bonus Points Awarded

TERM 3

July

- **17th** Day one of term 3
- **19th** Matariki Breakfast
- **25th** Parents' Association Meeting [7.00 pm]

August

- **4th** School Speech Competition
- **10th** BoT Meeting [5.30 pm]
- **16th** Sing Out Rehearsal [Donovan School]
- **23rd** Polyfest Performance
- **23rd** BoP Meeting [5.30 pm]

Awards

Congratulations to the following girls who have received awards recently

Room 1	Saffron Smith, Oriana Smith	Room 5	Claire Morris, Camryn Shepherd, Stella Lal, Isabella Moore
Room 2	Eleanor Anstice-Shirley, Madeleine Davison, Grace McLeod-Young, Sophia Risk	Room 6	Matilda Moody, Greer Macpherson, Liliana Clinckett, Amelia Reijnen
Room 3	Leah Hamilton, Aoife Gordon, Briar Brady, Ashlyn Shepherd	Room 7	Willow Harper, Alyssa Hamilton, Gwynedd Ryder, Maisie Korteweg
Room 4	Elise Davison, Briar Nicholl, Emily Bulling, Aliviah Giles	Values Cup	Christabel Billcliff Room 5 Ava Moore Room 7

FROM YOUR KAIARAHĪ

Kiran, Greer, Amelia, Libby, Nieve, Bonnie, Lilly & Hannah

40 HOUR FAMINE

On Monday, Emily from World Vision NZ, came to our school to talk to us about the 40 Hour Famine. All of the money that we raise will be going towards getting clean water for everyone in Malawi as they can get really sick from the dirty water that they have been using and drinking. The 40 hour famine is on the 16-18 of June.

If you want to help the families in Malawi please do the 40 hour famine and play your part in supporting all of the families. We want to raise the most money that we can but our goal is to raise \$2000 and help as many people in Malawi as possible. We are going to do a class against class competition to see who can raise the most money. It is only year 4 and above that are allowed to do 40 Hour Famine.

If you would like to watch Prisca and her family follow this link
<https://www.youtube.com/watch?v=Qfy.p3wxGbzu>



CHANGE
EVERYTHING
WITH CLEAN
WATER



ROOM 4 NEWS



Stone Plaques

The girls in Room 4 created stone plaques to represent their whānau. To prepare the stones, they applied gesso to seal them ready for painting. Then they mixed and painted the first layer for the skin tones. Next they painted clothing and added fine lines using posca pens. Once the stones were complete they designed their plaque and stuck their stones onto ply boards. Holes were then drilled and twine threaded to hang them. During this art process, the girls learnt a lot about everyone's whānau and had so much fun.

Art

The girls are currently working on an autumn leaves art piece. They are learning many new techniques using oil pastel and how to apply colour using a colour wheel. Here is a sneak preview....




Maths

In mathematics, we are learning how to prove and justify our thinking using visual representations for multiplication and division strategies. Here are some of our solutions to 25×16 ...



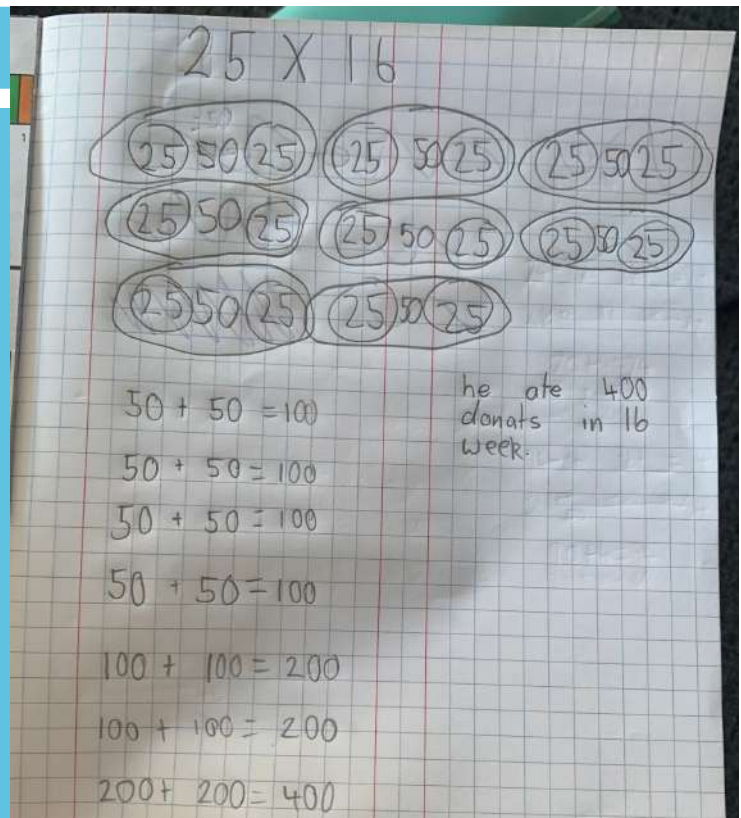
An array showing 25 tiles across by 16 tiles up.
4 rows of 25 = 100. $100 \times 4 = 400$



Each die is worth 25. An array of 16 using 4×4 . Each row shows 100 using $25+25=50$, $25+25=50$, $50+50=100$. $4 \times 100 = 400$




4 groups of 25 fit on a hundred block. $4 \times 25 = 100$. $4 \times 4 = 16$, so $4 \times 100 = 400$.




ROOM 5

MAY 2023 SJGS



PURSUING PERCENTAGES

Anna: "First we were given a sheet by Piet Mondrian and had to figure out the percentage of each colour. Blue was around 40%. Yellow 15% etc. After we figured out our percentages we made our own Mondrian. Catlin and I chose the colours."



Camryn, if you brought a pair of crocs for \$60 and you got a 25% discount, how much would the discount be?

Camryn: You'd get \$15 off. What a bargain!



FOLDING FUN

Room 5 made percentage strips to see percentages of different values.

Jhordaya: "We folded it up to make 50% first. We folded it in half because half is technically 50. Then we folded it again to make 75% and 25% on the other side. Then we colour co-ordinated them and put down what they are. I learned how to make percentages of bigger numbers."

TALK US THROUGH YOUR THINKING

Ana, Amaya and Lucy were figuring out what percentage \$25 is of 200. They used a clever problem solving technique by drawing a picture. They drew groups of 25 until it reached 200, then realised that if 50 was a quarter of 200 (25%) then 25 must be half that (12.5%). They shared their learning with the class. Ka pai mathematicians.



ROOM5

MAY 2023 SJGS

ROOM 5'S PHOTO EXHIBITION

Here is a sneak peek into our photo exhibition that we will hold in Week 7. We were encouraged to use different photography techniques.

Hannah Marriott Wilkes: "We learned how to take distance photos, high and low angles, using perspective and the role of thirds and also levels."



"Green With Envy"

BY CAMRYN SHEPHERD and HANNAH MARRIOTT WILKES

We took this photo of a whole plant on the steps at school. Then we zoomed in on it to get the close up of the dew drops.. We edited it by changing the darkness and the colour. - Hannah and Camryn

ROOM 6 CAMP



As we bubbled with excitement, we said our last goodbyes to our loved ones and set off on our wild adventure. The car ride was intense. We sang our little hearts out until we heard an adult say, "girls could you be a little quieter." The silence was deafening... for like 11 seconds. We stopped off at Clinton and grabbed the reins of some very realistic Clydesdale horse statues for a class photo. After getting a bite to eat we got back on track and started moving forward. Finally, after our lengthy and exciting trip with long games of I-spy, we made it to our destination ... Dunedin Holiday Park. We quickly unpacked our bags and set off on our next adventure to Olveston House. **Matilda and Amelia R**

My first impression on seeing Olveston House was, 'wow this house looks like an old mansion. I can't wait to see the inside of it.' We were greeted by our lovely tour guides and walked to the back of the house. The tour guides introduced themselves and told us that the room we were in was where the maids used to dry the family's clothes. After a tour of the house and a talk about the history, we got to make butter the old fashion way.

Once our butter was made, we put it on some bread, added sprinkles to it and then we ate it. We all loved Olveston House.

Libby



We then went to Leap for some exercise. We listened to some rules. Then it was time to have some fun! The air pit was the first thing most people ran to. We went from jumping into it, to front flips and other cool tricks. The other people went to the dodgeball area. The teams started off with three people and ended with most of the class. Even Mrs Lang joined in! We ended our time at Leap with some class photos. **Leah and Zoe**



When we got back from Leap, all of us settled into our rooms. Dinner rolled around in what felt like seconds! We had one more practice of our skit. The excitement and nerves were filling us up until it was showtime! At dessert the teachers and parents announced the winners of the competition. Then came the yummy dessert ... chocolate self-saucing pudding. It was now time for bed. **Alysha and Evie**

We woke up nice and early to the sound of Ms Gill's loud blasting music. We got ready, ate breakfast, packed our bags and we were on the road to Larnachs Castle. When we drove in and saw the Castle our jaws dropped! It was the prettiest thing we had ever seen. We hopped out of our cars and was greeted by our lovely tour guide. He introduced himself and we started the tour. There were so many rooms and each one told a different story. The rooms also had engravings on the ceilings and some of them had secret meanings which we found so cool! We also went to the ballroom which Larnach built for his favourite daughter and we danced. After the tour, we went outside and had some of our delicious baking. It was now time for the treasure hunt where we searched for Alice and Wonderland statues around the gardens. Larnachs Castle was so much fun and we all hope we can go again. **Kiran and Lucia**



We all arrived at the Marine Science Centre from Larnachs Castle. We went to the touch tanks and saw some very strange creatures like the starfish, crabs and anemone. The anemone felt like sticky noodles when you touched them! Once we finished exploring the touch tanks and all the other creatures, we dissected a squid! It was so slimy and slippery and felt gross to touch. We had so much fun at the Marine Science Centre.

Raine and Amelia F



When we arrived at the Albatross Colony, we were starving so we had some delicious morning tea in the carpark. We burst with excitement as we entered the building to learn some history about the colony. Kiran dressed up as an albatross, so we could see how long its wings were. She looked funny. We then walked up a steep hill to get to the lookout. It was an amazing view of all the birds. The albatross wingspan is 2.9 - 3.3 metres which is so long! We saw 5 fluffy and adorable albatross chicks. They were so cute! After that we got to see the disappearing gun. The gun would come out from under the ground and shoot its 50kg bullets. They did practise shots but never actually used it for battles. We all had a great time at the colony but sadly had to move on. **Ingrid and Esmè McC**

We bundled into the cars blasting the music and bubbling with excitement ready to start our new adventure, Moana Pool. We were in our togs in less than 50 seconds and already running towards the water. We jumped into the wave pool and the big waves went over our heads. We also raced into the lazy river having a whale of a time. Then it was time for the hydro slides. Some people picked the slow one, but most people picked the fast! They were both so much fun. We were making trains and screaming with happiness. We had loads of fun, but it had to end. We all got changed and went back into the cars and headed back to get a good night's sleep.

Liliana and Greer



On the last day of our great adventure, we drove to our last activity ... The Butterfly and Science Museum! We could feel a zap of excitement throughout our bodies. We ran to touch everything we could. There was a cool slide that went pitch black and made our voices sound funny, and magnetic sand which could stand on its own. There was also a weird room that the light twisted our minds. It was now time to go through to the forest and see some butterflies! Some of us even wore fruit hand cream to attract them. We walked inside and got a blast of hot air as butterflies love the warmth. We went off to explore the 3-story forest on our own and saw a variety of pretty butterflies. Some were from the Philippines and Costa Rica which is a long way from New Zealand! We even got to release butterflies which was very rare but fun! We spent a lot of time examining butterflies and looking at the different colours of them. A few girls had butterflies land in their hair which looked like a beautiful hair clip! A lot of butterflies landed on our tops, especially the bright coloured ones. It was so amazing. Then it was time to leave and head off to our last destination. We walked outside and found two big communication shells that you could speak into and listen for the response. When we were finished having long distance conversations, we hopped into our cars and headed off for our lunch in the park. Nicole & Esmè M





As we walked into the park, excitement overwhelmed our bodies, as we knew the class auction was eventually coming. We sprinted over to the picnic tables and got our lunch. Once our bellies were as full as a water balloon, we had the all clear to go and play in the park. After a play, we walked over to the picnic tables. We all knew what was coming ... the auction! "\$10 ... going once ... going twice ... sold! Voices were coming from one end to another. It was great because everyone got at least 1 auction prize if not two. We were racing to the cars as we had a long journey ahead of us. Our stomachs were full, and we were ready to head back to school. The first hour in, we were having a blast. We were playing games and chatting nonstop. The last hour was a little quieter as some girls fell asleep! When we all arrived back at school, our parents were waiting for us ready to go home from this long, tiring and fun adventure of camp. **Star and Sofia**



ROOM 7 NEWS

Sewing

In Term 2 we have been busy sewing our tote bags. We used the 3d printer to make stencils that we are going to paint on our bags to personalise them. The two stitches we have used are zig zag and straight stitch. The first step was to practice zig zag on paper to get in straight and on the edge. Then we had to practice going around corners. After lots of practice we were finally allowed to sew on our bags, the zig zag went on the edge to stop the fabric from fraying. Next we practiced straight stitch 1.5 cm to keep it straight, finally we got to sew on our bags again. We sewed around the three long edges, then we folded the handles in half and sewed across the bottom, and finally we sewed the handles finally they were done.



Speech

In speech this term we have been preparing for our speech exams. We have to do a speech with our board to help and it can't be any longer than 3 minutes. We also have to read around 100 words from a book of our choice and recite a poem. This year we have to do the poem by ourselves.

Last week Room 7 ākongā started our inquiry called 'Think Like a Scientist' with Mrs Bradshaw in preparation for the Science Fair next term. We have been working through simple science investigations in class to practise our skills. We are currently focusing on magnetism and have investigated which materials affect magnetic fields. We have already discovered the importance of creating fair experiments to ensure accurate results.



Last week Room 7 spent two days exploring electromagnets with Mrs Bradshaw. On Thursday, we learnt how to build the electromagnets and spent some time testing them out. On Friday afternoon we changed a variable in the experiment to see if we could create a stronger magnet. We are continuing to 'think like scientists' as we build our knowledge to get ready to create our own science experiments to showcase in our school science fair early next term. There is lots of learning happening, as well as fun too!





NEWSLETTER

St John's Girls' School
Te Kura Kōtiro ō Hato Hoani



SCHOOL LUNCH PROGRAMME



LUNCH MENU

All subs are made freshly baked white or wheat bread

WWW.SUBWAYEXPRESS.CO.NZ

MINI SUB - SUB ONLY

- Chicken Strips
- Ham
- Roast Beef
- Turkey
- Veggie Delite® [no meat]

SUBWAY 6-INCH® - SUB ONLY

- Chicken Strips
- Ham
- Roast Beef
- Turkey
- Veggie Delite® [no meat]

SIDES

- Mini Pump
- Cookies

BE IN TO WIN A FREE 6-INCH SUB WITH YOUR NEXT SCHOOL LUNCH ORDER!

1 LUCKY WINNER EACH WEEK - WINNER FOR THURSDAY 11 MAY - PAIGE [RM 7]

WINNER FOR THURSDAY 18 MAY - HANNAH [RM 5]

NEWS / NOTICES

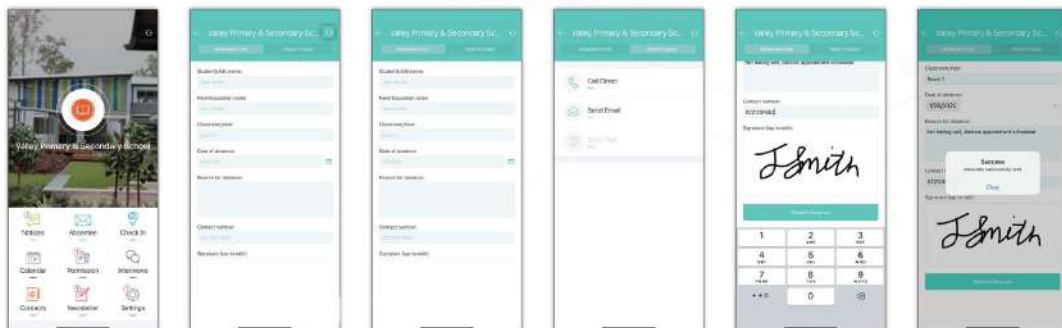
SKOOL LOOP



Submitting Absentees with

THE SKOOL LOOP APP

Download **The Skool Loop App**. A simple 100% free download: In Google Play & App Store search '**Skool Loop**' & choose our school once installed.





2023

NEWSLETTER

St John's Girls' School

Te Kura Kōtiro ō Hato Hoani

NEWS / NOTICES



Southland's biggest family festival
is on this July!

Great South presents

ILT

Kidznie

FESTIVAL

DISCOVER & EXPLORE

5-10 JULY 2023 • SOUTHLAND GIRLS' HIGH SCHOOL • INVERCARGILL

Buy your tickets now at iltkidzone.co.nz – Admission \$19 + booking fee per person



2023

NEWSLETTER

St John's Girls' School
Te Kura Kōtiro o Hato Hoani

NEWS / NOTICES



Teaching Information Evening

Study and gain qualifications to teach specialising in Early Childhood, Primary and Primary Bicultural Education.

Find out more at our information evening:
Wednesday 21 June | 7-8pm
Information Centre, University of Otago Invercargill
Campus, 100 Nelson Street, Invercargill

LEARN MORE AND SIGN UP
otago.ac.nz/education