ASHHURST SCHOOL
EKE TAUMATA

NEWSLETTER | Term 2 | Week 7

Kia ora e te whānau,

What a week it's been in Ashhurst! With the long-anticipated opening of Te Ahu a Turanga – the new highway connecting our region – we are truly witnessing history in the making. Closer to home, Ashhurst School had the privilege of hosting the Interschool Cross Country, and what a day it was! We are incredibly proud of all our tamariki who ran their hearts out and represented us with pride. A huge thank you also goes to our amazing student marshalls who helped make the event run smoothly. Team Ashhurst, you are awesome. Keep doing the amazing job you're doing – our kids are lucky, and so are we!

CHANGE IN STAFFING | WHAEA KAZ

The Ashhurst School Board would like to congratulate Karyn Giles (Kaz) on her new appointment to Kiwitea School, effective from the start of Term 3, 2025. Kaz has been appointed as their new Principal.



Kaz has made a tremendous impact at Ashhurst School over the past 19 years working at our school. She has been a passionate educator, and her effect on families and students has been significant. As significant as her contribution to our kura, is her passion and loyalty to the wider Ashhurst community. As a former student of Ashhurst School herself, Kaz has always been a strong advocate for Ashhurst and will be a significant loss to our village. We want to acknowledge Kaz and her contribution to Ashhurst with an afternoon tea on Wednesday, 25th June. Please fill in the attached form if you

WHĀRITE TARARUA RUAHINE



would like to attend. Our students will have an opportunity to farewell Kaz on the last day of the term. Kaz Farewell

SENIOR MANAGEMENT FEEDBACK

As part of our job in Senior Management, we often walk through classrooms. On Wednesday, I had the privilege of doing this. Wow! What amazing teachers we have! Our students are so lucky to have such dedicated, capable teachers. The children were all engaged in a range of literacy activities, from spelling lessons to reading and writing. The quality of the bookwork was high, the level of engagement 100% and the content of the teaching was outstanding. We can all be so proud of our teachers and know that our students are receiving a top quality education!

ATTENDANCE REVIEW

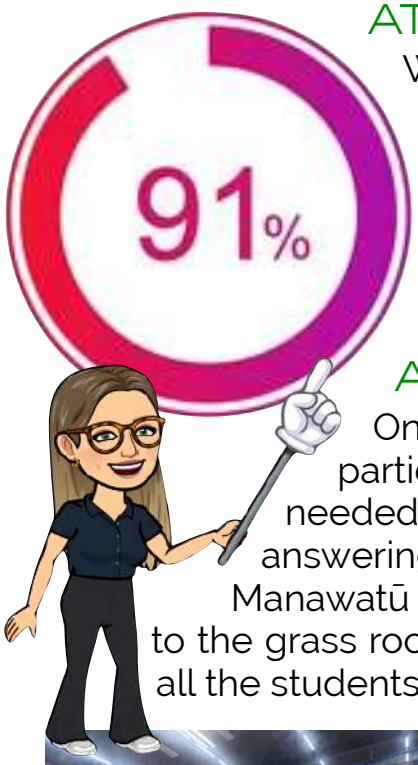

We cannot stress enough how important it is for your child / children to attend school everyday. School is another place where kids can learn social skills, connect with peers, participate in a range of activities, and learn lots of new and interesting things. This week, our attendance rate remains the same at 91%.

AUT/NETBALL MANAWATŪ NETBALL STUDY

On Tuesday, we had a group of Year 5/6 netball players participate in a study run by Netball Manawatū and AUT. Students needed to play 3 different formats and then give feedback by answering a range of questions. This study came about as Netball Manawatū wants to revamp Year 5/6 netball and wanted to get down to the grass roots and see what the kids who play really think. Thank you to all the students who participated - it was a lot of netball to play all at once!







Thanks to Michaela from Netball Manawatū for giving us this opportunity to give back to netball!

INTERSCHOOL TRIATHLON

















What a fantastic day we had at the 2025 Year 5–8 Interschool Cross Country! The morning brought perfect running conditions, and we were lucky to dodge the rain later in the afternoon. All races ran smoothly, with students showing real Manawaroa as they gave their best on the course. A huge thank you to Feilding High School for providing our lead runners (rabbits), and to our wonderful Ashhurst staff and senior students for their support throughout the day.

We will update official placings when we get them - we did exceptionally well yesterday!

CAMP CHOCOLATE MONEY

Just a reminder that this money is now OVERDUE. If you can please make sure that this is returned as soon as possible, that would be awesome.

PARENT EDUCATION EVENING - HERO

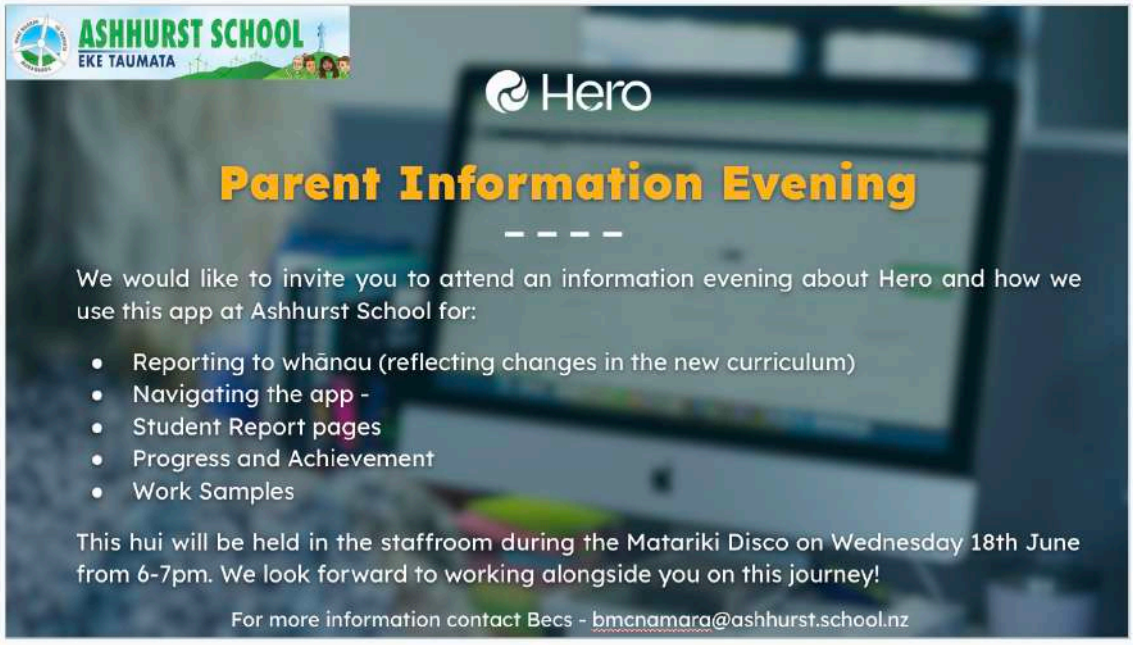

MATARIKI SHARING TABLE – Nau mai, haere mai!

As part of our Matariki / Pūanga celebrations at Ashhurst School, we are excited to have a Sharing Table in our school foyer, during Week 8. This is a space for our school community to embrace the spirit of giving, sharing and togetherness that Matariki represents.

We warmly invite whānau and students to contribute to the table by bringing along any baking, homegrown produce, homemade goods, or non-perishable food items to share with others. Likewise, anyone is welcome to take something from the table—whether it's a tasty treat, some homegrown veggies, bottled produce, or a little something for the pantry.

The sharing table is all about manaakitanga—caring for and supporting one another. Whether you're giving, receiving, or both, everyone is welcome to pop in and check out our sharing table!






PUANGA MATARIKI
SPACE GALAXY DISCO
COSTUME
PRIZES
SNACKS
DRINKS
SCHOOL HALL - WEDS 18TH JUNE 2025
6-7PM JUNIORS + 7-8PM SENIORS
GOLD COIN ENTRY




PUANGA MATARIKI
Mane
Sharing Table - Open from 8:30 - 9:00am and 2:50 - 3:15pm
Buddy Class Activities
Tūrei
Sharing Table - Open from 8:30 - 9:00am and 2:50 - 3:15pm
Cosmodome
Wenerei
Sharing Table - Open from 8:30 - 9:00am and 2:50 - 3:15pm
Cosmodome
Cosmic / Intergalactic Dress Up Day
DISCO Year 0-4 6-7pm Year 5-8 7-8pm
Tāitei
Sharing Table - Open from 8:30 - 9:00am and 2:50 - 3:15pm
Cosmodome
Parāoa Parai (Fry Bread) for the whole school
Paraire
MATARIKI - Enjoy time with whanau, reflecting and relaxing together.

Ashhurst School Term Dates

	Start / Finish	Key Dates
Term 1	Thursday 30 Jan - Friday 11 Apr	* Waitangi Day - Tuesday 5th Feb * Easter and ANZAC Day are in the School Holidays
Term 2	Monday 28 Apr - Friday 27 Jun	* King's Birthday - Monday 2 June * Matariki - Friday 20 June
Term 3	Monday 14 Jul - Friday 19 Sep	
Term 4	Monday 6 Oct - Friday 12 Dec	* Labour Day - Monday 27 Oct



SCHOOL LUNCHES

Monday / Wednesday / Friday - Ashhurst Dairy
Thursday - Subway

Please use the Kindo app to order your child's lunch











Ashhurst School Calendar & Term Dates 2025

Term 2

Monday 28th April - Friday 27th June
Teacher Only Day | Friday 25th July

Friday 20th June - Matariki (Public Holiday / School Closed)
Thursday 15 May - Ashhurst School Cross Country
Monday 2nd June - King's Birthday (Public Holiday / School Closed)
Wednesday 11th June - Interschool Cross Country (Year 5- 8)









AIMS GAMES

Zespri™ KIWIFRUIT

CELEBRATING SUCCESS

Congratulations to the following students who were presented with certificates last week:

Room 1 - Nelson, Nathan
Room 2 - Matthew, Amy
Room 3 - Decland, Ethan
Room 4 - Catie, Kree
Room 8 - Aria, Lily
Room 9 - Moui, Declan
Room 10 - Aria
Room 11 - Aaleeyah, Riley
Room 12 - Bonnie, Max
Room 13 - Ollie, Duncan
Room 14 - Max, Lerato
Room 15 - Shkayel_honey, Amelia
Room 16 - Cooper, Thea
Room 17 - Region, Hazel
Room 18 - Matilda, Daniel
Room 19 - Charlotte, Isabelle
Room 20 - Meeria, Esther
Room 21 - Adeline, Flynn
Room 22 - Reid, James

Head Boy - Moliame
Head Girl - Charlie
Deputy Head Boy - Wilkie
Deputy Head Girl - Ollie



HEAD LICE

Head lice is an issue at the moment in many schools. Mid Central Health can assist families with headlice products for free. The school office can contact them for these products. You can call 0800 153 042 or email school.health@midcentraldhb.govt.nz. See the information sheets further down.



















🦷 Mobile Dental Clinic is Now at Ashhurst School 🦷

Kiora!
We're pleased to inform our school community that the Children's Adolescent Oral Health Service Mobile Dental Clinic is currently on site at Ashhurst School. This service provides free dental check-ups and treatments.



🦷 Who Will Be Seen First?

We will begin seeing students in the following order:

- Year 8
- Year 6
- 5-Year-Olds

Followed by:

- Year 7
- Year 5
- Year 4
- Year 3
- Year 2

All students who are due for a dental check-up will be examined at the mobile clinic, unless a parent or caregiver notifies us to opt out.

📄 Important Forms

Forms will be sent home with students—these may include:

- Updated medical information
- Enduring consent
- Registration forms
- Treatment consent

Please ensure these forms are **completed and returned** either to the school office or directly to the mobile dental clinic as soon as possible. These forms help us provide the best care for your child.

🚫 Opting Out

If you do **not** wish for your child to be examined by the dental team, please contact the clinic directly or visit us in person to fill out a **written opt-out form**.

Thank you for supporting your child's oral health. We're looking forward to working with all our students

🦷 Dental Team at Ashhurst School.

Call/Txt: 027 229 3630 or 027 420 0871

Head lice

What are head lice?

Head lice are small, flat insects that live and lay eggs on the human scalp. They are sometimes called nits, kutis, kutu bugs, utu or riha. They live on the hair and feed by sucking blood from the scalp. They are pale grey (before feeding) and reddish brown (after feeding). They can look like grains of sand or dandruff. Head lice do not carry or pass on disease.

Who can get head lice?

Anyone can get head lice. They are a common problem and cause concern and frustration for parents and children. Catching head lice has nothing to do with poor hygiene.

How do people get head lice?

People get head lice from head to head contact with someone who already has head lice. This can easily happen when children play or sleep together and their heads touch. Head lice can only crawl from hair to hair. They can't fly or jump from head to head. Head lice only survive on humans. They die quickly when they are not on the head, usually within 24 hours.

How do I check for and treat head lice?

Head lice can live all over the head but particularly like warm places behind the ears, around the bottom of the hair line, and on top of the head. Treatment of head lice is usually by physical methods (wet combing) or chemical/herbal treatments. You don't need to buy expensive products to get rid of head lice. You can buy a fine-tooth head lice comb from your pharmacy. See instructions on the following page. If you choose to use a chemical or herbal treatment, speak to your pharmacist, doctor or nurse for advice about what treatment to use and how to use it. Never use fly spray, kerosene or treatments intended for animals – these may harm children and adults.

If you find live head lice or eggs on your child's scalp, use the wet comb method to get rid of as many nits as soon as you can. Remember to check everyone in the house for nits as well. Use the wet comb method every day on everyone who has nits. You can stop once you find no lice or eggs for 3 days in a row. Check the hair of everyone in the house twice a week for the next 2 weeks to make sure everyone stays clear.

Check for lice and eggs whenever you are brushing your child's hair or any time they are scratching their head.

KidsHealth
kidshealth.org.nz

Published on kidshealth (http://www.kidshealth.org.nz)

AUCKLAND DISTRICT HEALTH BOARD
Te Toka Tumai

Head lice - checking and treating with wet comb & conditioner

Wet combing with conditioner and a fine tooth nit comb (without using chemicals) is an effective way to find and remove head lice, if done properly.

It can take up to an hour to remove all live lice and eggs. It depends how thick and long the hair is.



- Make your child comfortable and let them read their favourite book or watch their favourite programme or movie.
- Comb or brush out knots with an ordinary comb. Put lots of conditioner through wet or dry hair.
- Start at the scalp and go all the way down to the hair ends.



- Comb conditioner through hair, using an ordinary comb.



- Change to a fine-tooth head lice comb and comb sections of your child's hair.



- Comb from the roots to the ends of the hair.



- After each comb, wipe the conditioner on to a paper towel or tissue.
- Check the tissue or paper towel for lice and eggs. They're small so look closely!



- Comb every part of the head, section by section. Comb each section at least 4 or 5 times before moving on to the next section.
- Rinse out conditioner.
- If you find lice or eggs, repeat these steps every day until you find no lice for 3 days in a row.
- Check the hair of everyone in the house twice a week for the next 2 weeks to make sure everyone stays clear.

KidsHealth
kidshealth.org.nz

Published on kidshealth (http://www.kidshealth.org.nz)

AUCKLAND DISTRICT HEALTH BOARD Te Toka Tumai

Strep throat

Public Health Information Sheet



Strep throat is a sore throat that is caused by a bacteria called Streptococcus. Strep throat is contagious and can be spread by breathing in droplets from an infected person's coughs and sneezes. It can also be spread through shared food or drinks.

Symptoms of strep throat

Symptoms of strep throat can include:

- a painful or scratchy throat, especially when you swallow
- difficulty swallowing
- redness at the back of your mouth
- fever
- bad breath
- the glands in your neck are swollen
- your tonsils are large and covered in white stuff
- headache
- stomach pain
- nausea and vomiting
- sometimes, you may also have a skin rash along with fever and sore throat, this condition is known as scarlet fever.

How is strep throat spread?

Strep throat is contagious. It is spread by close contact, often by breathing in droplets from an infected person's coughs and sneezes. It can also be spread through shared food or drinks.

Living close to other people, such as in your family home, school and university hostels, makes it easy to pass on strep throat.

How is strep throat diagnosed?

If your healthcare provider thinks you have strep throat, they may do a throat swab.

How is strep throat treated?

It's very difficult to tell the difference between a viral sore throat and strep throat. **Every time your child has a sore throat take them to get their throat checked straight away.** This could be by your doctor or nurse or at a school clinic.

Don't wait to see if your child's throat gets better. Strep throat needs to be treated immediately. Treating sore throats early can stop rheumatic fever from developing.

Ask your children to tell you when they have a sore throat so they can be checked. Your child may get a lot of sore throats but you need to get it checked every time and straight away.

How can I prevent strep throat spreading?

Do the following to help stop infections spreading or coming back:

- Cough or sneeze into your elbow/sleeve, or cover your mouth and nose with a tissue, then throw the tissue in the bin.
- Avoid close physical contact such as kissing when you are sick, and don't share eating or drinking utensils (eg, cups or knives and forks).
- Try to create space between your children when they sleep, to limit the chance of germs being spread through coughs and sneezes.

NPHS Te Ikaroa | Central - MidCentral | May 2025

Health New Zealand
Te Whatu Ora

Who is at risk of getting rheumatic fever from strep throat?

You are at higher risk of rheumatic fever if:

- you have had rheumatic fever before
- someone in your family or household has had rheumatic fever.

Or if you have 2 or more of the following:

- Māori or Pasifika ethnicity
- Aged 3–35 years
- Live in poorer or crowded living conditions.

How is strep throat treated?

The treatment of strep throat depends on your risk of getting rheumatic fever. If you are at low risk, treatment is aimed at self-care to ease the pain and the infection will get better on its own in a few days. However, some people will also need antibiotic medicine.

Self-care

- Suck a teaspoon of honey (not safe for children under one year) or gargle salt water.
- Adults can try using a gargle, throat spray or pain-relief (anaesthetic) lozenges. These are not suitable for children.
- Take paracetamol – check doses carefully and ask your doctor or pharmacist whether it is safe for you.

Antibiotic medicine

- If you have a higher risk of getting rheumatic fever, or if you have a high risk of spreading the bacteria, e.g. you are a healthcare worker, residential care worker, food handler, teacher, childcare worker or student, treatment with antibiotics may be started as soon a throat swab is done.

Seeking health advice

If you have symptoms that you are worried about:

- contact your usual doctor or healthcare provider
- call Healthline for free advice 0800 611 116
- call 111 for an ambulance in an emergency.

- Antibiotics (penicillin or amoxicillin) are normally given for 10 days. You should finish the full course to make sure the strep throat does not cause rheumatic fever.
- A one-off antibiotic injection to treat a strep throat might be a good alternative for children if you think they may find it hard to take the full 10-day course of capsules or liquid.
- Keep children away from school or early childhood centres for at least 24 hours after they start antibiotics, to reduce the risk of spreading the strep bacteria.

For more information

For health advice contact your doctor. You can also call Healthline for free anytime on 0800 611 116. Healthline has interpreters for those who need one.

For more information on strep throat, visit: **healthify.nz/health-a-z/s/strep-throat** or **info.health.nz/conditions-treatments/ear-nose-throat/sore-throat**

If you have any questions or concerns, contact Public Health on (06) 350 9110.



Need more help?

You can call **Healthline** for free, 24 hours a day, 7 days a week on **0800 611 116**.

Talk to your pharmacist, hauora Māori provider, Pacific health clinic or doctor.

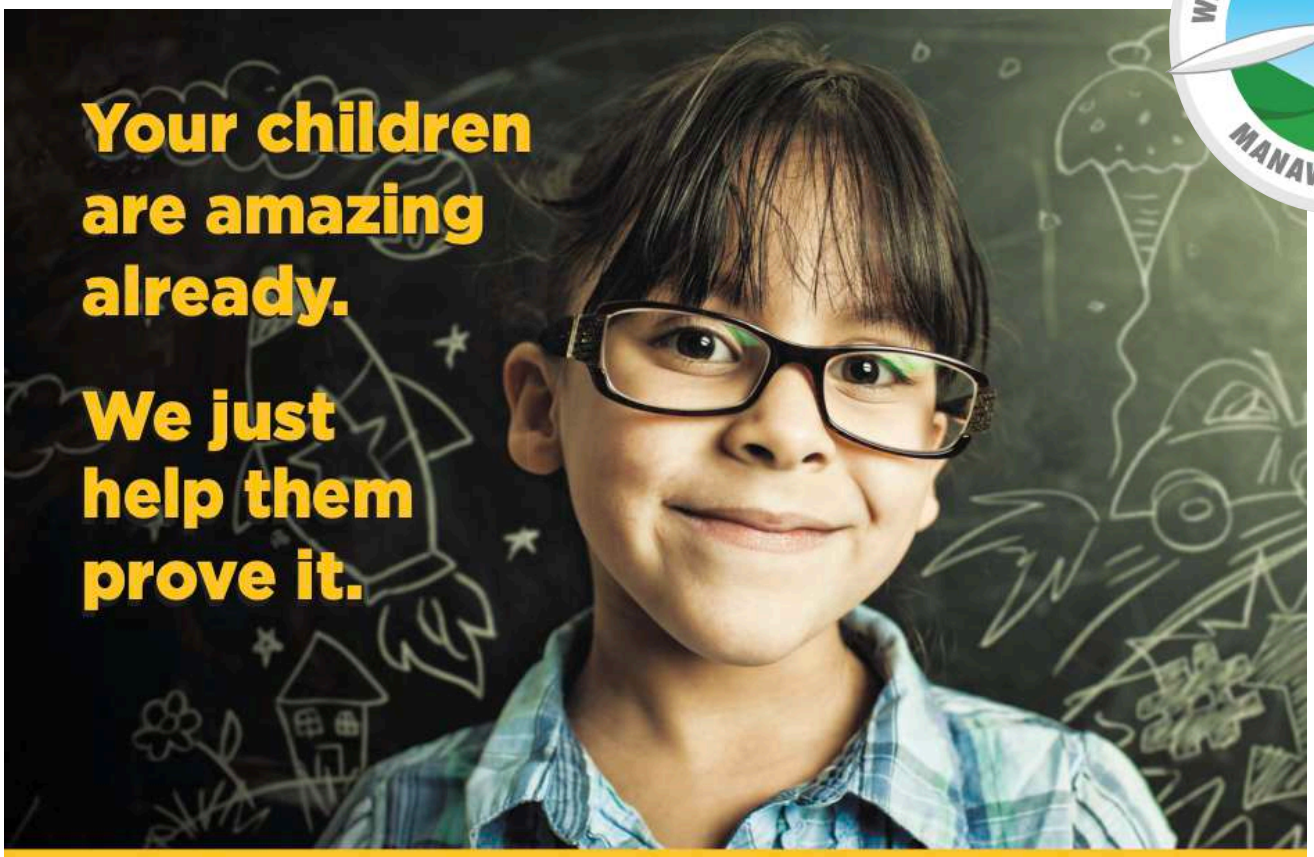

Could your child do with a boost at school? NumberWorks'nWords expert after-school English and Maths tuition will help bring out the best in them.

New Entrant to Year 11

From New Entrant to Year 11, no matter whether they're struggling to keep up, or bursting to race ahead, NumberWorks'nWords promises to give your child's education – and confidence – a real boost.

For more than 35 years, NumberWorks'nWords has proven effective, helping to bring out the best in thousands of children just like yours, by:

- **boosting confidence and improving results**
- **tailoring lessons according to each individual's needs**
- **using qualified tutors who teach to the school curriculum**
- **providing feedback on your child's progress towards their goals**

ENGLISH & MATHS
Free assessment
Book now!

Right now NumberWorks'nWords is offering free assessments in English and Maths. These assessments provide a great opportunity for you to discover how your child is doing, collaborate on a plan to help them achieve their potential, and to see for yourself how effective – and enjoyable – NumberWorks'nWords specialist English tuition and Maths tuition really is.

Call Arthur at the Palmerston North centre today to book your free assessment, or to discuss any concerns you may have about your child's progress.

Palmerston North Ph 354 3211

numberworksnwords.com/nz

NumberWorks 'nWords | TUITION CONFIDENCE RESULTS

ASHHURST MOWER CENTRE

Husqvarna

Rex Brosnan
82 Cambridge Ave
Phone: 06 326 8803
Or 0276166904



Taonui Ground Spreading

Our trucks are spread marked certified,
Tabula GPS Unit for accurate spread,
We can accommodate any size property.
Contact Paul
027 234 6521
We don't treat soil like dirt

VILLAGE VALLEY AUTOMOTIVE

Your one stop for all mechanical repairs & servicing in Ashhurst.

54 Cambridge Ave | 06 326 8239

Our experienced mechanics and our modern, well equipped workshop offers an exceptional service. We service and repair all makes and models of vehicles.





Landscaping Fencing
Decks Pergolas
Water-Blasting Yard
Clean Up Gutter
Cleaning Concrete Prep

Harrison Jones

Owner Operator

M: 021 114 6373
E: Oddjobjones21@gmail.com
Manawatu Region
www.oddiobiones.co.nz

SUBWAY

Princess/Rangitikei St, Palmerston North

freedom
WE ARE PROMOTION

Find us
Freedom Plus
Cnr Cook and Church Street
Palmerston North

Call us
0800 1 FREEDOM

General Enquiries
info@freedomplus.co.nz



FRIEND & WISTRAND
COLLISION REPAIR CENTRE
674 Tremaine Avenue, Palmerston North 4414 | 06 35727
Collision Repairs and Panel Beating Servic
in Palmerston North
Panel Beating | Chassis
Repairs | Spray Painting
CALL US: 06 357 2723



ARC
ASBESTOS REMOVAL & DEMOLITION
ADDRESS
42 Harrisons Line,
Ashhurst
E-MAIL ADDRESS
thomas@arcasbestosr
emoval.co.nz
PHONE NUMBER
0800 521 588
SOCIALS

Team Sandy Pearman - Property Brokers
SANDY PEARMAN
M: 027 643 5341
sandyp@pb.co.nz
ANNA PEKA
M: 027 512 0337
anna.peka@pb.co.nz



TOGETHER EVERYONE ACHIEVES MORE
Property Brokers
Property Brokers License under the REAA 2008

new dimension
architecture
Phone: 0800 New Dim (0800 639 346)
Email: info@newdimension.nz
Web: www.newdimension.nz

AEGIS OIL
YOUR SHIELD OF DEFENCE
Dat Lieu
Ph 021 044 7365
www.aegisoil.co.nz
Head Office 0800 655 645