



Papatoetoe West School

Together We Strive For Growth Through Learning

School wide newsletter

| Term 3

| 19 September 2025

UPCOMING EVENTS

Week 1

Mon 6 October First day of Term 4

Thurs 9 October Niue Language Week Fono 3 pm

Fri 10 October Whakatau 12:30 pm

Week 2

Wed 15 October 3pm Hindi Family Meeting 3 pm
in the Staffroom

Thurs 16 October - E Pro8 competition

Fri 17 October - Hindi Speech Language
Competition (at Papatoetoe North School)

Week 3

Mon 20 October 5pm- Board Meeting

Mon 20 - Fri 24 October Niue Language Week

Mon 20 - Fri 24 October Recycling Week

Wed 22 October Year 4-6 Athletics at Mt Smart

Week 4

Mon 27 Labour Day observed (School Closed)

From our Principal

Kia ora e te whānau,

As Term 3 ends, I want to thank our teaching and support staff for their incredible mahi, and our parents and whānau for the many ways you support our kura. As I often say, it is through working together that we lift, support, and grow our tamariki. We are so proud of their achievements this term and the great progress they are making towards their goals.

I would also like to extend my heartfelt thanks to our outgoing Board members for their amazing service to our kura, and warm congratulations to our newly elected representatives. We look forward to working together in partnership for the benefit of our tamariki and community.

A particular highlight as we finished the term was our Kapa Haka evening last week, alongside the senior roopu performance at the Festival. Both were powerful reminders of the value we place on Te ao Māori and the pride our tamariki take in representing our kura. Their mana and confidence shone through.

The holidays are a chance for everyone to rest and recharge. Over the break, we encourage our tamariki to keep reading and talking about what they are reading, and to practise some basic facts along the way. I hope you all enjoy a well-earned break.

Looking ahead, Term 4 brings more opportunities for learning, celebration, and connection. We can't wait to welcome everyone back, ready for the final part of the year together.

Ngā mihi,

Mrs Sandy Tritt
Tumuaki / Principal



Papatoetoe
West School

PAPATOETOE WEST SCHOOL



NIUEAN PARENT MEETING



FAKALOFA LAHI ATU! PLEASE COME ALONG TO SHARE AND DISCUSS
HOW WE CAN BEST SUPPORT THE LEARNING AND CULTURE OF OUR
NIUEAN STUDENTS. WE WILL ALSO BE TALKING ABOUT AND PLANNING
FOR THE UPCOMING LANGUAGE WEEK

OCTOBER 9

3 PM

SWEET TREATS PROVIDED,
ALONG WITH COFFEE AND TEA
rsvp: (or just come along)
debbiek@pap-west.school.nz

GATE 2, STAFF ROOM



TE WIKI O TE REO MĀORI

Celebrations at our kura (school) started with a Whole School Assembly where our Junior & Middle Roopu performed. The enthusiasm shown by our performers was amazing!

We also had a daily focus of speaking Te Reo (the Māori language) across the school alongside other self-selected activities by each team. Tamariki also had the opportunity to participate in first break activities in our awesome Wonderhub.

Last week our Senior Kapa Haka Roopu performed at our Papatoetoe Cluster Kapa Haka Festival. Although one of the smaller groups, they performed with heart and pride. Here are some photos from their performance.



You are invited to our

WHAKATAU

To welcome new members to our school community

Friday 10th October

12:30pm

Toi Toi Kohuora / School Hall



Parent Meeting

TO PREPARE FOR

Hindi Language Week 2025

NAMASTE! PLEASE COME ALONG TO SHARE AND DISCUSS HOW WE CAN BEST SUPPORT THE LEARNING AND CULTURE OF OUR HINDI SPEAKING STUDENTS. WE WILL ALSO BE TALKING ABOUT AND PLANNING FOR THE UPCOMING LANGUAGE WEEK

OCTOBER 15

3 PM

SWEET TREATS PROVIDED,
ALONG WITH COFFEE AND TEA

rsvp: (or just come along)

debbiek@pap-west.school.nz

GATE 2, STAFFROOM



Basketball



Tournament



Last Tuesday our PWS basketball teams played in a fun and grueling tournament against the other Papatoetoe Schools with coach Mr Jan Magtibay.

Congratulations to our Girls Team who finished 6th in the competition.

And the Boys Team who finished on the podium, coming 3rd! 🏆 🏆 🏆



OUR TECHNOLOGY BRIEFS

Room 27



In our Technology Inquiry, Room 27 designed a sensory playground project for students with special needs. We noticed that during break times, some of our friends didn't have fun activities. As Angel **says**, "They don't have much to do at break time. They just run here and there and feel bored."

We researched different playground ideas from other schools and learned how to make spaces more fun and inclusive. Our idea is to design a fun, safe, and welcoming area for our special friends. We also chose to use recycled materials to help build the playground, showing care for both our friends and the environment.

Room 30



We want a new playground because our playgrounds are too loud and boring. We want a playground just for the little kids. We would like a science club to learn science like the periodic table. We would like small swings for the little kids and a tyre swing. Our playground has a pool with a slide and a camp fire so we can roast marshmallows and a tent to sleep overnight at school.

Room 30 decided that they want a space just for the juniors to play. Each group designed a playground for a different area of the school. Most groups wanted to design a playground for the large grassy field next to the Year 1 block. Their minds went crazy with designing and then researching different playgrounds.

We then decided that as a stakeholder, Mrs Tritt and the Board probably wouldn't agree to spending so much money so each child decided on their best idea.

One idea was to build a science club to learn about the periodic table while other kids wanted a zip line to get from one place to another and to get strong.



OUR TECHNOLOGY BRIEFS

Room 35

Designing a brief - Group 1

Maish
Dilana
Ellina
Yochan
Nehem

Problem & Solution

The fitness area by Year one area.

Problem Statement


There isn't a space where children can have some wellness time with some pets.

Solution

To have two tree houses, one for pets and one for us.
There could also have a storage

Solution

space for balls
so we could use
them if we
feel like it.

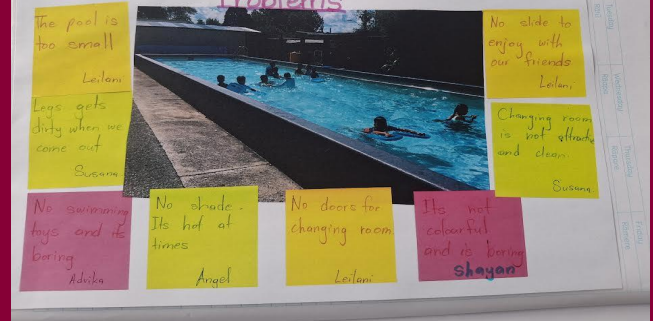


We would love to have a space where children can have some wellness time with some pets. Pets help us to calm down and relax and we could have have fun playing with them too.

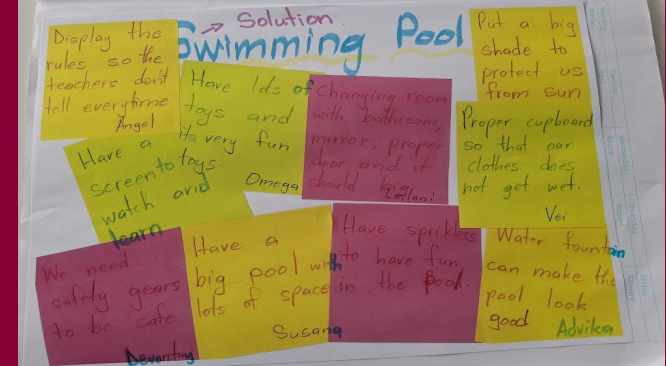
By our group - Maisie, Dilan, Ellina,
Yochanan and Nehemiah

Room 36

Swimming Pool Problems



→ Solution Swimming Pool




Swimming Pool at Papatoetoe West School



OUR TECHNOLOGY BRIEFS

Room 18

S.I Fitness Obstacle Course (Shevonne & Isaac Fitness Obstacle Course)



Dear Mrs Tritt,

I think my playground is the best because it has amazing features such as rock climbing, running tracks, long jump, monkey bars, and a zipline. The playground is shaped like a square, so at every corner you must turn to get to the next stage. This is for every student at our kura from years 0-6. Our playground is going to replace the old playground by the year 1 classes because it is spacious and natural.

The rock climbing wall is important because if something happens, like a flood, we can climb to high ground and reach safety. There are harnesses at the rock climbing wall to prevent students from falling. The ground is grass so it is cost effective since it is already there. The running tracks are also useful. If a volcano erupted, we could run fast and escape the lava. The long jump is for practising to leap over dangers, like lava or wide gaps, so we can survive and help others. After that, there is a foam block pit for people who don't have swimming togs but still want to play safely, like in a pool.

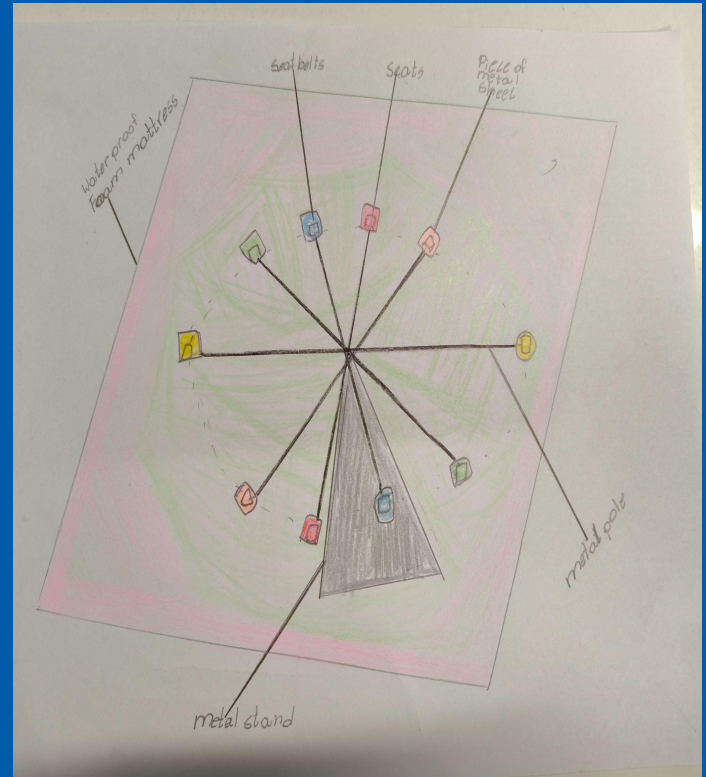
The monkey bars are another important skill because they help us climb and build strength, which could also save lives. They land on a rubber bouncy mat, similar to a crash pad, which helps prevent injuries. Finally, the zipline helps people get used to heights. If there were only one tall tree to climb to safety, the zipline practice would help us be brave. There is a harness, similar to the one we have for the rock climbing wall, to help keep us safe. All the materials for our playground are made using sustainable materials that are safe for our environment, like sand, rubber, metal, wood, and plastic, as well as using what is already on the field, like the grass, as these are affordable and easy to source.

I sincerely believe you should pick my playground design because it is the best in the world and is a great way to work out.

Yours sincerely,
Shevonne and Isaac

Room 15

Rainbow Seesaw



Rainbow Seesaw

Dear Mrs. Tritt,

Our group has made a Rainbow Seesaw playground design in year 1's playground and in our opinion, our playground should be chosen because it's safe. It has safety belts so children won't fall off and it also has foam mattresses at the bottom so if someone accidentally falls, they won't get hurt. These foam mattresses are designed so they won't get damaged in the sun and will absorb water, preventing pools of water and keeping the area dry.

Secondly, the materials needed for the Rainbow Seesaw are steel poles which will be painted in red, yellow, orange, blue and purple. The foam mattresses and strong seats made from steel. These materials will last in rain and wind so we will not have to buy things again and again.

Thirdly, it's fun. It will go up and down, which makes it exciting to play on. For example, the movement will make students feel happy. It also includes all our neurodiverse kids, making sure everyone can join in.

In addition to this, the seesaw allows many students, as well as teachers, parents and office staff to play together as a team, at least 10 people can get on and play at once. More to it, the seesaw has rainbow coloured painted seats, which will attract children to play with. It will also need less repair because it uses strong materials such as steel and it won't cost much money after the first time spending money.

Furthermore, this design also shows the culture of our school. The rainbow colours show how we all come from different places but together we play and enjoy. The seesaw will include small symbols or pictures from different countries to show our student's culture.


So, Mrs. Tritt, please pick our playground design.

By our group- Johan, Anaya, Aries, Sana, Pavit, Peter

OUR TECHNOLOGY BRIEFS

Hayley, Sana, Joelle, Gavin, Hayden and Ella - Lia - Rūma 22

We created this because they want a quiet place to go during break time, as some students don't like loud noises.



Our planning

Stakeholders Who will use it: the whole School.	What materials will it be made out of? bricks, blue paint, cement, tile, wood, fabric.	Criteria: - is it fun? Yes - is it inclusive? Yes - is it durable? Maybe - is it safe? Yes - is it fit for purpose? Yes - does it meet the needs of the stakeholders? Yes
--	---	--




Explore areas to improve

The space outside Tekakano.

Materials What we might use: A, clock, AC, bean bag, bookshelves, TV, TV remote, rug, popcorn machine.	Why we would use it: For people that has to calm down.	Criteria: - is it fun? ✓ - is it inclusive? ✓ - is it durable? ✓ - is it safe? ✓ - is it fit for purpose? ✓ - does it meet the needs of the stakeholders? ✓
---	---	--

Arisha, Abraham and Nived - Rūma 20
Our Tree House

Improving Our School		
Our Team Arisha, Abraham, Nived	What is it? Tree house	
Stakeholders		
Who will use it? everyone in the school	Questions to ask: Why did you choose a tree house? How do you make use of it? How does it improve our school? It is enjoyable and fun because it's cozy.	
Materials		
What materials could be use? Water, filter, Solar panels, plastic, Metal and clear. Paint	How is it environmentally friendly?	Criteria: - How does it meet the needs of the stakeholders? - How is it safe? - How does it reflect the cultures of our school? - What is the most important part of the design?
Write about how this meets the criteria. 1. Read with no disturbances 2. Trapalines every where 3. Wall paper of thing to say in luggages 4. Quiet time to yourself.		



TE PUTIPUTI

Over the last few weeks, our class has been working hard on Inquiry 2. The problem we started with was that our classroom can sometimes feel untidy and disorganised. Books, stationery, and personal belongings like water bottles and bags are not always stored properly. This can make it harder to find things quickly, can distract us during lessons, and sometimes wastes valuable learning time.

Our challenge was to design a solution to improve this problem. Each team had to write a design brief and plan a way to present it. This was one of our options.

Design Brief – table stationery holder

Problem: Students often walk around looking for stationery, messing up stationery and wasting time.

Objective: Create a stationery holder for each table that will:-

- Keeps stationery organised
- Stops kids from being distracted
- Is easy for students to access
- Saves classroom space and reduces clutter
- Encourages responsibility and tidiness
- Prevents students walking around the room constantly

Target Users:

Te Putiputi

Design Considerations:

Durability: Must withstand daily use - initial pro-type material, cardboard.

Hygiene: The cardboard can be covered if it gets dirty

Size: Fits a whole variety of stationery

Safety: No sharp edges; stable to prevent tipping.

Accessibility: Everyone can access stationery

Proposed Solution:

- A multi section stationery holder
- Each slot holds different type of stationery
- Can sit on separate tables
- Portable - can be carried around if need be

Stakeholders: Students, Mrs Tritt

Prototype Concept

Material: cardboard

- A multi section stationery holder
- Each slot holds different type of stationery
- Can sit on separate tables
- Portable - can be carried around if need be

Capacity: large enough to hold different type of stationery

Extras: rubbish bin



Ruma Wha

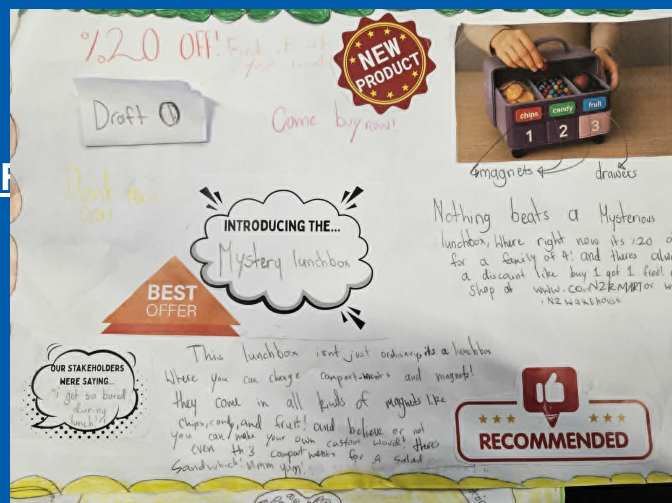
Introducing Mystery Lunch Box



This lunchbox isn't just an ordinary lunchbox, it is one filled with fun and mystery. A lunch box where you can change compartments and magnets to fit your needs. Like magic, move, snap and transform your sections to fit your needs. Fill it with chips, candy, fruit, whatever you like -Yumm!
Believe it or not, you can create your own world!!

Our stakeholders were saying:

- "I get so bored during lunch"
- "I wish my lunchbox could fit more of my things"
- "There's no lunch box out there that can mix and match my needs"



Nothing beats a mysterious lunchbox! Right now it is 20% off.
Come and shop at www.co.nzkmart



By Zena Taufa



Te Puāwaitanga B

Technology Term 3 Inquiry 2 Brief design

Group Name: The Technologist

Group Members: Ayn, Leiona, Mohamad Najib

We would like to improve the **Bike Lock Area** in our school.



Dear Mrs. Tritt,

Today we will be talking about the bike-lock areas in our school. The bike-lock area is one of the busiest spots in our school. Every morning and afternoon, it's filled with students coming and going. Most of the users are boys, but there are also quite a few girls who rely on this area to keep their bikes and scooters safe. However, even though it's popular, we've seen some problems, and luckily, we have some awesome ideas to fix them.

The first problem is the weather. Many students don't realize it's going to rain, and by the time they ride home, they're soaked. This isn't just uncomfortable; it can also make students sick. To solve this, we should put a shelter over the bike-lock area to protect both the riders and their bikes from rain and strong sun.

Another problem is the bike locks themselves. Not every student has one, and for some families, they can be too pricey. Sometimes students just forget to bring their lock. To fix this, the school could offer spare locks that students can borrow or buy at a low price. This way, no bike or scooter is left unprotected.

And of course, we can't forget the most important thing: safety. Right now, without any CCTV cameras, bikes and scooters are at risk of being stolen or damaged. Adding CCTV monitoring would give everyone peace of mind, knowing their belongings are safe while they're in class.

Another issue is new students. Often, they don't know exactly where the bike-lock area is, which can cause confusion. A simple solution is to put up clear signs showing where the bike-lock area is located. This would make things a lot easier, especially at the beginning of the year.

To take things even further, we can improve the area with technology. Imagine having smart bike-locking stations where students can secure their bikes or scooters with just a scan or a code. It would make the process quicker, safer, and more modern.

By making these upgrades, we're not just keeping our bikes safe, but we're also promoting healthy ways to get around. Riding a bike or scooter is awesome for staying fit, better for the planet, and helps save money on transportation. However, for students to keep picking this option, they need to feel that their bikes are stored in a safe and secure place, instead of being worried all day.

After our interviews with different stakeholders, some of the suggestions were that there should be bike tracks around the school. Another suggestion was that students should be allowed to ride bikes and scooters during break time. Some other suggestions were that the school should provide spare bikes and helmets from the organization. Another option would be that a staff member has to supervise the students for safety reasons.

So let's work together to improve our bike-lock area. Every student deserves a safe, secure, and friendly spot to park their bike. By putting money into these changes, we'll create not only a better area but also a healthier, safer, and more supportive school community.

Te Puāwaitanga A

Technology Term 3 2025

Design Brief

Group Name: The Cool Cards

Group Members: Trisha, Serenity, Jacob, Adi



The area in our school that we would like to improve:

We would like to improve the entrance area to the Wonder Hub.



The Problem:

We feel this area is not used much because it is painted all the same colour..

The tree is overgrown, and we can't sit on the seat because it takes up all the space. There is always rubbish left in the garden.

The roof is broken, so when the sun is shining, it shines in our eyes, and the seat gets too hot to sit on. Students climb through the window to get on the roof.

Sometimes students go on the field, and when they come to the Wonder Hub, they have lots of grass on their shoes.

Stakeholders: Papatoetoe West School students & staff, visitors to Papatoetoe West School

Our proposed solution:

We would like to :

- to brighten up the space by painting murals on the walls of book characters and book scenes. We will also include patterns and designs from our cultures.
- paint designs and patterns on the concrete as well
- we would like the tree trimmed or removed.
- plant colourful flowers in the garden (especially bleeding heart flowers)
- buy some shoe racks for the students' shoes
- we could ask our parents & whānau to offer some ideas for the murals as well

What we want to achieve for the stakeholders in this space:

We want the stakeholders and visitors to the Wonder Hub to feel welcome and be inspired to read more books.

We hope the murals and designs make everyone feel happy and relaxed and enjoy being in a colourful, fun space. This space can also serve as a quiet area for students to sit and chat with each other or read a book while visiting the Wonder Hub.

We also hope that these improvements will encourage students to visit the Wonder Hub more.

We will need to:

- find out what the best materials are we should use to paint the murals
- survey the students, staff & whanau to get their ideas for the murals (characters, books, scenes)
- plant, grow and take care of the flowers in the garden
- share our ideas with our principal, Mrs Tritt, the Board of Trustees, Mrs Riggs, our school librarian, and the caretaker, Mr Ferani
- buy a shoe rack

Feedback from a stakeholder:

The stakeholder would like the following things to happen

- trim or remove the tree that is in the garden
- add a table for students to use to draw on
- make less easy access to the roof and the window to the Wonder Hub to avoid students climbing there
- the screen with the picture of the tree should be made transparent so the turf can be seen from the Wonder Hub



The West Way



Congratulations to the following children who were awarded a values award at this week's assembly:

Year 0

Eknoor - Te Kākano

Lexi- Ruma tekau mā tahi

Navkaran- Rūma Rua Tekau mā rima



Year 1

Cameron - Rūma Rua Tekau mā ono

Vaani- Rūma Rua Tekau mā whitu

Hayden - Rūma rua tekau mā waru

Azadvir - Rūma Rua Tekau mā iwa

Jaime- Rūma Toru Tekau



Year 2

Sarbaj - Rūma toru tekau mā tahi

Muhyudeen - Rūma toru tekau mā rua

Spondan - Rūma toru tekau mā toru

Aubree - Rūma toru tekau mā whā

Jahzara - Rūma toru tekau mā rima

Susana - Rūma touu tekau mā ono

Year 3

Ahaan - Rūma Tekau mā whā

Nived- Rūma Rua Tekau

Aadhya - Rūma Rua Tekau mā tahi

Sana- Rūma Rua Tekau mā rua

Saivi'i - Rūma Rua Tekau mā toru



Year 4

Bryan- Rūma Tekau mā rima

Jhon- Rūma Tekau mā ono

Evleen- Rūma Tekau mā whitu

Shevonne - Rūma Tekau mā waru

Luciana - Rūma Tekau mā iwa



Year 5/6

Saanvi- Te Putiputi

Yunus - Te Putiputi

Prerak - Rūma rua

Pranav - Rūma whā

Thashwin- Rūma rima

Jarome - Rūma ono

Allen - Te Puāwaitanga

Kayaan - Te Puāwaitanga



Taking Pride in our uniform

Congratulations to our tamariki who have been consistently wearing their uniform with pride! We had so many wonderful entries, but only a few winners could be chosen. Ka pai to these children, and a big well done to all Papatoetoe West tamariki who continue to wear their uniform proudly every day.

Year 1

Niklaus - Rūma 30

Isabelle - Rūma 30

Helen - Rūma 30

Arkadius - Rūma 30

Year 2

Kiyaan - Rūma 31

Meharjot - Rūma 32

Roselyn - Rūma 33

Aubree - Ruma 34

Year 3

Mehtab - Rūma 23

Zara - Rūma 23

Hayley - Rūma 22

Hayden - Rūma 22

Year 4

Sana - Rūma 15

Avi - Rūma 15

Tyrese - Rūma 17

Aavani - Ruma 17




Year 5/6 - Roshaye, Thaovy, MJ, Simarleen

FREE NURSE ON SITE!!!

MANA KIDZ NURSE

*Malo e lelei,
My name is Theresa Ngata and I'm
the Mana Kidz Nurse for your
school!*

*I'm a proud kiwi-born Tongan
working as a nurse to help you and
your family/whanau in any way I
can with your health.*



Make sure to get a Mana Kidz consent form
signed for access to our services 📄

Mana Kidz number: 0800 658 326

Email: manakidz@nhc.maori.nz

Website: <https://www.nhc.maori.nz/matou-mahi/our-programmes/mana-kidz/>



FOLLOW US ON
INSTAGRAM FOR
MORE UPDATES

Mana Kidz is a free nurse-led health clinic at your school

MANA KIDZ NURSES HELP WITH

Preventing
Rheumatic
fever

Sore throat
checks

Asthma
management

Skin
infections

Hearing
and vision
concerns

Oral health,
Headlice
other health
concerns.



TO ACCESS SUPPORT FROM THE NURSE:

Contact your classroom
teacher, send a note or
email

rebeccab@pap-west.school.nz
and we will put through a
referral.

Information sources:
1. <https://healthylife.nz/health-a-z/s/scabies>
2. <https://www.kidshealth.org.nz/scabies-in-children/main-content>

KEY POINTS ABOUT SCABIES



What is Scabies?

Scabies is caused by a reaction to a
tiny mite that digs under the skin and
lays eggs.

Symptoms

Small blisters form on the
skin and can get very itchy.
The redness and small
blisters can look like a rash
on the skin.

What can I do?

Avoid direct skin-to-skin
contact with anyone known to
have scabies and don't share
personal items like clothes,
bedding, and towels. Treat
everyone in the household,
even if they don't have
symptoms.

Who can get it?

It can start anywhere,
it can happen to
anyone and it won't
go away without
treatment.

Who can I contact?

Reach out to your **Mana Kidz Nurse**
at school for a free assessment and treatment
or you can call us on 0800 658 326.

You can also call **Healthline**
(0800 611 116).



INFLATABLES . CARNIVAL GAMES. A FUN DAY OUT FOR THE FAMILY.

**KIDS \$5
ADULTS \$10***

*LIMITED TIME ONLY!

AUCKLAND *VS* OTAGO

Saturday 4 October, 2:05pm

AUCKLAND GRAMMAR SCHOOL



AUCKLANDRUGBY.FLICKET.CO.NZ

BARFOOT
THOMPSON &





Papatoetoe West School

Together We Strive For Growth Through Learning

2026 dates

TERM 1

Number of weeks	9
Term start & end dates	Term starts: Monday 2 February to Thursday 2 April (86 half days)
Public holidays	Waitangi Day - Friday 6 February
School holidays	Friday 3rd April - Sun 19th April (includes) <ul style="list-style-type: none">• Good Friday - Friday 3 April• Easter Monday 6 April

TERM 2

Number of weeks	11
Term start & end dates	Term starts: Monday 20 April to Friday 3 July (106 half-days)
Public holidays/ School not open for instruction	ANZAC DAY - Monday 25 April King's Birthday- Monday 1 June
School holidays	Saturday 4 July- Sunday 19 July

TERM 3

Number of weeks	10
Term start & end dates	Term starts: Monday 20th July to Friday 25th September (100 half-days)
Public holidays	None
School holidays	Saturday 26 September to Sunday 11 October

TERM 4

Number of weeks	10
Term start & end dates	Monday 12th October to Wednesday 16th December (94 half days)
Public holidays	Labour Day - Monday 26 October

- 386 half days in 2026
- Ministry of Education to allow for 2 additional teacher only days (date TBC)

skids

HOLIDAY

HQ

KIDS FEST

BOOK TO
**WIN A
\$300**
FAMILY FUN PASS

*T&Cs apply

JUNIOR COACHING



SATURDAY MORNING COACHING

Sunnyside Tennis Club
York Rd, Papatoetoe

Website: www.sunnysidetennisclub.com

Coach: Jason Kennedy Email: thekays@xtra.co.nz

Junior Coordinator: Email: anetc@wiricentral.school.nz

JUNIOR MEMBER

(Under 19 as at 30. 04.26)

Sub includes coaching – without key

- JUNIOR MEMBER (JM) (includes coaching): \$130
- JUN. ELITE (JE) (includes coaching & jun. inter): \$180
- JUNIOR STAR (JS) (includes coaching & sen. inter): \$200
- COURT KEY (CK) (access to courts only): \$25.

DISCOUNTS:

For families (with no adult member) who have:

(a) 2 or 3 junior members - \$10.00 off each 2nd & 3rd child.

(b) 4 junior members – 10% discount off total fees.

NB: Discounts are not cumulative.

Intro to WATERPOLO YEAR 5 to 8

Term 4 2025

Saturday afternoons

11,18 Oct, 1,15,29 Nov & 6 Dec
between 1&5pm Draw to come

@Manurewa Pools
and Leisure Centre

\$40 p/p or \$360 p/team
could reduce if funding application successful

No Waterpolo experience necessary
but some swim ability essential!

*** played in 2m DEEP water***

Skill sessions and games included.

Mountfort
PARK WATER POLO

For more info
events@mountfortwaterpolo.nz

INVITE YOUR FRIENDS!!