



Enabling young people to serve God and society

# Ponatahi Christian School

*School with the Bible*

06 3798840

6 Howard St Carterton

[www.ponatahi.school.nz](http://www.ponatahi.school.nz)

[office@ponatahi.school.nz](mailto:office@ponatahi.school.nz)

## **Kia ora koutou,**

Greetings to you all from The Netherlands. At the time of writing, we are enjoying our last days with friends and family in The Netherlands. In the past few weeks, besides enjoying the conversations with friends and family, we've also been enjoying some beautiful spring weather, and it's a real joy to see the trees turning green and all the colourful flowers opening. Knowing that it's autumn in New Zealand and reading the news about all the wind and rain, it reminds me of the promise God gave to Noah after the flood:

*And Noah built an altar unto the Lord; and took of every clean beast, and of every clean fowl, and offered burnt offerings on the altar. And the Lord smelled a sweet savour; and the Lord said in His heart, I will not again curse the ground any more for man's sake; for the imagination of man's heart is evil from his youth; neither will I again smite any more every thing living, as I have done. While the earth remaineth, seedtime and harvest, and cold and heat, and summer and winter, and day and night shall not cease.*

*Genesis 8:20-22*



God is still caring for us; the reminder from the different seasons is a reminder of God's goodness. As long as the earth remains, God will care for us. While we see autumn slowly going over in winter, let us thank God that He still cares for us and pray that He will bless the work we are doing, wherever we are in the world.

Mr J.T. Reijersen van Buuren  
Principal

## **Upcoming events**

May 14	Open Day, parents welcome to view lessons
May 26-28	Co-Requisite Literacy and Numeracy exams Y10
May 27	Consultation evening
June 2	Kings Birthday, no school

## **Prayer items**

We are thankful for:

- the break we had between terms 1 and 2
- the opportunity to fill the vacancy in the primary department of our school.
- 

Please pray for:

- the teaching vacancy for Materials Technology (secondary)
- a good consultation evening on May 27
- the special Character Evaluation later this term.

### **Primary vacancy fulfilled**

We are very thankful that the Lord has provided for us and that we have been able to fill the vacancy in the primary department. We are happy that we have been able to appoint Mr Hamblyn to cover the CRT for the Y3-4 and Y5-6 class and Mrs Poppe for the NE-Y1 class on Friday and CRT for NE-Y1 and Y2. Mrs Poppe will start in the second half of term 2.

### **Open day May 14**

We welcome all parents to the Open Day on Wednesday 14 May. You are welcome to visit the classrooms, and we also have our first fundraiser for MAF (an email has been sent out earlier this week).

### **Consultation Evening May 27**

You are all welcome to our Consultation Evening on Tuesday 27 May. More information about this will follow in a separate email. Please consider taking the time to be present this evening and use the opportunity to give us feedback on various items.

### **Special Character Evaluation**

The BOP has decided to do an official Special Character Evaluation. The aim of this is to see if we communicate our Special Character clearly in our education and other activities. You will be sent a questionnaire in the coming weeks (students, staff, BOT, and others will be given a questionnaire as well).

### **Welcome to new students**

We warmly welcome Mia van der Berg (Y7), Kit Bertram, Chloe ten Bolscher, Michael Watson, Mandy Slabbekoorn, Jasmine Paans and Alec Bumanglag (all new entrants) to our school.

It is a privilege to have you with us, and we hope and pray that the Lord will bless you and that you will be a blessing to us. To our other students: please help make these new students feel at home at school.



### **Ruamahanga room 1 Year 5 /6 class term 2**

Here are three descriptive stories that capture the imagination of a view from the edge of the ocean.



### **A View From The Beach. By Jacob Schot**

The calm waves are few. I love it here at the lonely beach. It is very secluded compared to the tense and busy life back at the docks.

The current was slow but seemed very powerful. The slight breeze was pleasant as otherwise it would be scorching. Due to the wind the warm weather was absolutely perfect with a blue radiant sky above.

This is going to be an excellent day!

### **The View From The Edge. By Kyra Hume**

I looked out at the giant, calm, freezing, windy ocean and I felt the tense, scorching sun on my body. The dangerous sea which was full of sharks! I glanced at the unsettling view of the beach with the noisy, wild, magnificent seagulls. I looked high in the sky to see one lonely, tall palm tree being as quiet as possible.

The fishermen were dropping mighty strong nets to catch plenty of fish on the coast. I ran across the glassy golden sand, which was collecting minuscule shells.

This beach was the most wonderful place ever!

### **As Far As The Eye Can See. By Matt Barallas**

At the sandy beach fishermen came to fish in the blue ocean. Sailors sailed on the water as the cliffs crashed with the water. The beautiful tropical waters stretched as far as the eye could see. The seabirds caught the little shiny fish with their long beaks.

When the boats floated on top of the waters the miniscule grains of golden sand glistened on the horizon.

The sunlight glinted from the waves crest as the stormy tumultuous waters raged.

My lovely view.

### **Our Inquiry unit - Room 1 settled in at the start of last term and learnt about themselves - with “Ko wai au?” “Who am I?”**


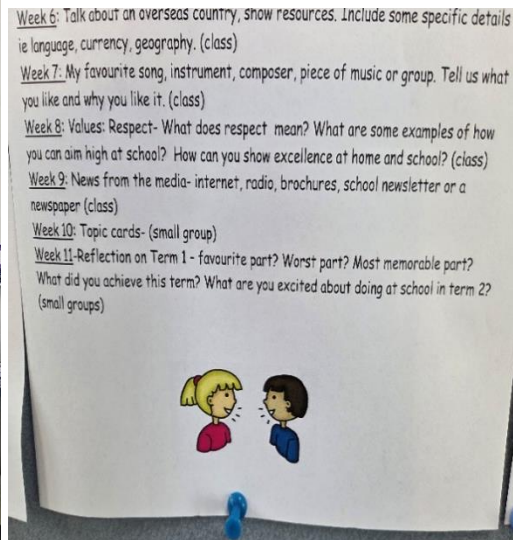


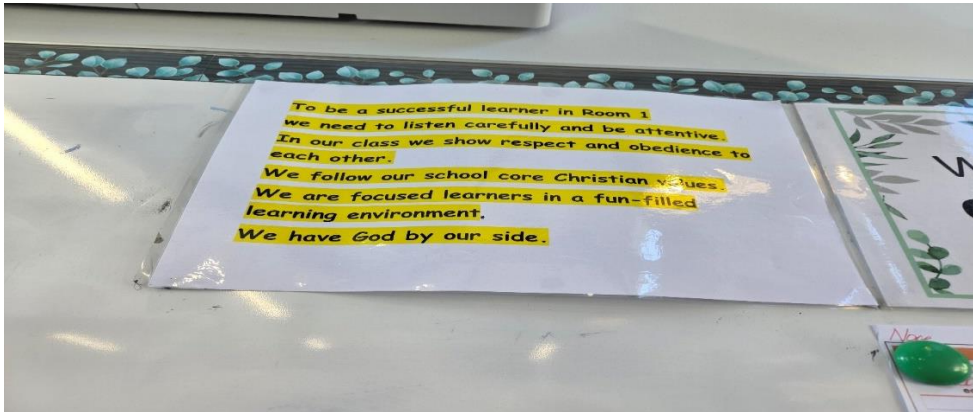


This linked in with our social science subject and cultural theme about our Whakapapa which is the glue that strengthens our sense of belonging. The class shared their sense of belonging which is rooted in their whakapapa by knowing their ancestors.


Each day at oral language time (which is part of our structured literacy programme) The children recited their pepeha, spoke about their culture and showed memorabilia and significant items. The wall display shows this plus it shows the values taught of respect and kindness. Our school values and demonstrating them is an integral part of the children's Christian learning. The key

competencies such as Thinking, Relating to Others, Understanding Text, Managing Self and Participating were re visited.

Opportunities to contribute to the running of the programme, and to activities such as caring for the environment (kaitiakitanga or stewardship) or helping others with self-care in our classroom was shown positively.



Who can you see at oral language time?



## A new game to play! - Pittu Garam / Seven Stones - A Traditional Indian Game

Mr Sejwal joined Room 1 for PE and he taught us how to play a traditional Indian game called Pithu. This was such fun. It provided us with fellowship, team sport and laughter!

Try this easy to play game at home! We used wooden blocks.

**Pithu** is a game in India involving a ball and a pile of flat stones, generally played between two teams in a large outdoor area. The stones are stacked on top of each other.

**Gameplay** A member of one team (the *seekers*) throws a tennis ball at a pile of stones to knock them over. The seekers then try to restore the pile of stones while the opposing team (the *hitters*) throws the ball at them. If the ball touches a seeker, that seeker is out and the team the seeker came from continues, without the seeker. A seeker can always safeguard themselves by touching an opposite team member before the ball hits the seeker.

### Additional Rules

1. Clearly mark the boundary. If any of the seekers crosses it, they are out.
2. If the person is trying to knock down the pile and cannot do it in three tries, they are out.
3. In any of the three tries, if the thrower's ball does not knock down the pile and is caught by an opponent after the first bounce then the thrower is out.
4. Each team contains equal number of players.
5. Piles of flat stones contain 7 stones.
6. Hitters cannot run with the ball and hit the seekers.
7. After restoring the pile of stones or pieces of wood the player should say Pithu three times and swipe his hands around the stones.
8. Video tutorial: <https://www.youtube.com/watch?v=NjtTW7qXw0>



## Farewell Mrs Marshall



At the end of term 1, the staff had a farewell morning tea for Mrs Marshall and Mr R presented her with a lovely, personalised gift and a beautiful bunch of flowers.

Mrs Marshall has resigned from her permanent position where she has been a tremendous asset to Ponatahi Christian School. She shared her pedagogical knowledge, experience and expertise with staff and students over the last six years.

Room 1 class presented her with a card and this was evidence of the impact that she has had on her students over the years. Some of the words on the cards were Christian, kindness, loving, fair, intelligent, beautiful and many more.

We will all miss you Mrs Marshall!



# Announcement of webspace for parents and whānau

**Priority 1:** Establishing a knowledge-rich curriculum grounded in the science of learning

4 May, 2025

The Minister of Education launched a new and informative webspace for parents and whānau today, designed to help them support children's learning at home and strengthening the relationship between families, schools and kura.

## What is the new webspace and what does it include?

The Parent Portal is an online platform that provides parents and whānau with easy-to-use resources and tools to support their child's education at home. It allows them to work in partnership with their school or kura and to keep informed about what their child is learning, by including:

- **Year-by-year Curriculum Learning Guides:** parent-friendly versions of both The New Zealand Curriculum and Te Marautanga o Aotearoa, detailing what children are learning, why it's important, and when they'll be learning it.
- **Practice activities:** activities that parents and whānau can use to support their child's learning at home, such as phonics cards with audio files to model correct sounds.
- **Informative videos and resources:** videos explaining new assessments like the Phonics Checks and Hihira Weteoro, which help identify additional support a child might need, and resources to help parents prepare for the first day of school and parent-teacher interviews.



The Parent Portal can be accessed here:

<https://www.education.govt.nz/your-childs-learning>