



Newsletter No.13

# Flanshaw Road School

"Growing Leaders Of Tomorrow"

Week 2, Term 2.

8<sup>th</sup> May 2025

## FROM THE PRINCIPAL'S LAPTOP



Our roll today is 330

Thought for the Week



School Day

The school day starts at 8.55am.

Please ensure that your child has a good night's sleep and is up on time for school. If they are late, they need to report to the office for a green, late slip.

**Morning Tea:**  
10.30am – 11.10am

**Lunch Break:**  
12.40pm – 1.30pm

**School closes:** 3.00pm

Joke

How do you row a canoe filled with puppies?



Bring out the doggie paddle

It was wonderful to see the whanau who were able to come to the powhiri on Friday. I had said to the students, at our Thursday afternoon practise, that I needed them to support me with smiles of encouragement. It is a long time since I have been on the tangata whenu side as I normally support the manuhiri. The ngā ākonga (students) were amazing I could feel them supporting me as I shared my pepeha.



On Friday afternoon, Kahikatea had their assembly. They demonstrated their many talents. Our next class assembly is on Friday 16<sup>th</sup> May. This is Totara's assembly. It is also Pink Shirt Day. A flyer will come home tomorrow about Pink Shirt Day.

I am sure everyone has enjoyed the sunny weather over the weekend and the early part of this week. The mornings have definitely been cooler and then the afternoons have been warmer. The ngā ākonga do get warm playing and enjoying the sunny weather. The problem can be that they take off their fleeces and leave them outside. Please make sure that all clothing is named.

Please remember to let the office know if your child is away or is going to be away. If we do not know and cannot contact you, then your child is recorded as truant on our attendance system.

We are all learners whatever our age. I was explaining to someone that I was doing some professional learning via zoom the other night and it surprised me when they were shocked that I would still be doing professional learning. Each week our staff have a staff meeting, sometimes two in a week, which are professional learning sessions. We either have a facilitator from an outside agency present or we utilise the talents of our staff.

Ehara taku toa i te toa takitahi, engari kē he toa takitini

This whakatauki acknowledges team effort, that one's success is due to the support and contribution of many. Just as it takes a village to raise a child, it takes community to enable an individual's success.

Regards, Acting Principal – Maggie Reid

## When You Thought I Wasn't Looking . . . .

When you thought I wasn't looking,  
I saw you hang up my first painting on the wall.  
I wanted to paint another one.

When you thought I wasn't looking,  
I saw you smile at my new friend.  
I wanted to be kind to people too.


When you thought I wasn't looking,  
I saw you make my favourite dinner when I'd failed a test.  
I found out supporting people is important.

When you thought I wasn't looking,  
I saw you count to ten when you got really mad.  
I learned to control my anger so others don't get hurt.

When you thought I wasn't looking,  
I felt you kiss me goodnight.  
I felt loved.

When you thought I wasn't looking,  
I saw you look at me with pride.  
I wanted to be everything that I could be.

When you thought I wasn't looking, I did look. . .  
Thanks for all the things I saw that you have taught me how to live.



Have a wonderful Mothers' Day


Page Two

## COMMUNITY & SCHOOL NEWS

Afternoon	Morning	How are you?	Good
Hello	Sorry	Night	Thank you

**NZSL ALPHABET**

Have fun with your whānau, family and friends. Learn your name and teach others theirs!



## Mothers' Day - Lemonade Scones

4 cups (600g) Self raising flour  
¼ cup (56g) white sugar  
½ teaspoon salt  
300ml cream (1 small bottle)  
300ml lemonade

**Method**

Preheat oven to 220°C conventional. Cover an oven tray with a sheet of baking paper or spray well with non-stick baking spray.


Mix all ingredients in a bowl to form a smooth dough (the mixture will be quite sticky).

Tip out onto a floured bench and form into a 'round'. Carefully lift and place onto baking tray (a dough scraper helps) and cut into wedges. Leave with the sides touching - scones will pull apart after baking.

Alternatively, use a cookie cutter or knife to cut scones into rounds or squares.

Bake for 15 - 20 minutes, until cooked through and pale golden. Cool on a wire rack, covered with a clean tea towel (this keeps the scones lovely and soft).

Cut in half and serve warm with butter, jam and whipped cream.



## Board of Trustees' News

The next Board of Trustees' Meeting  
19<sup>th</sup> of May

## Calendar of Events

11<sup>th</sup> May Mothers' Day



16<sup>th</sup> May Pink Shirt Day  
Totara Class Assembly

23<sup>rd</sup> May Rimu Class Assembly

**LEAF**  
THE PAPER NOTICES BEHIND

Download our Skool Loop app to keep up to date with school information. Notices, newsletters, absentee notifications and much more.



## Tutoring

If you think your child would benefit from some extra learning, please contact Sheryl on 021 245 9044 or here at school.



## Online Payments at Flanshaw

You can transfer funds into our school bank account to make payments easier. We bank with the ASB and the account number is : 12-3071-0231037-00

If you transfer funds into our bank account, add your child's name and what it is for ie: uniform. Please email Katie, our School Bursar, to advise her and state what the payment is for. Katie's email is: [katie@flanshawroad.school.nz](mailto:katie@flanshawroad.school.nz)  
You can download a uniform order form from our website.